







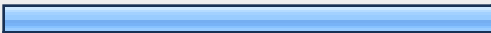














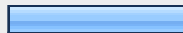
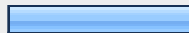
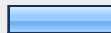












Copake Survey






1. Why do you live and/or own property in Copake? (Check your top five answers)			
		Response Percent	Response Count
I was born here		9.2%	63
I was raised here and moved back		5.5%	38
Spouse/partner born here		5.7%	39
Close family lives here		18.9%	130
Close friends live here		14.0%	96
Employment opportunities		4.7%	32
Recreation opportunities		38.6%	265
Came here looking for a place to retire		21.4%	147
Scenic beauty		75.4%	518
Rural atmosphere		68.3%	469
Small town feel		55.0%	378
Cultural amenities		20.5%	141
Safe community		36.1%	248
Good schools		8.0%	55
Good place to raise family		14.6%	100
Other (please specify)		20.7%	142
		answered question	687
		skipped question	8




2. In five years, do you think you will be living in Copake?			Response Percent	Response Count
Yes			67.7%	458
No			10.0%	68
Don't Know			22.3%	151
			answered question	677
			skipped question	18






3. How old are you?			Response Percent	Response Count
Under 20			0.4%	3
20-29			1.6%	11
30-39			5.2%	35
40-49			16.5%	112
50-59			27.0%	183
60-69			27.5%	187
Over 70			15.9%	108
Over 80			5.9%	40
			answered question	679
			skipped question	16







4. Where do you live?			
		Response Percent	Response Count
"Downtown Copake"		14.7%	99
Hamlet of Copake Falls		11.6%	78
Hamlet of Craryville		4.0%	27
Copake Lake		16.1%	108
Taconic Shores		24.0%	161
West Copake		11.8%	79
Other		17.9%	120
		answered question	672
		skipped question	23







5. What is your employment status?			
		Response Percent	Response Count
Full time employed		42.7%	293
Full time employed (home-based)		2.5%	17
Full time Employed (self-employed)		14.4%	99
Part time employed		6.1%	42
Homemaker		1.7%	12
Looking for work		0.3%	2
Unemployed		0.7%	5
Retired		31.5%	216
		answered question	686
		skipped question	9






6. Where do you work?			
		Response Percent	Response Count
Town of Copake		6.7%	33
Home-based		10.7%	53
Columbia County		13.5%	67
Capital Region		2.0%	10
Other		67.1%	333
		<i>answered question</i>	496
		<i>skipped question</i>	199

7. Do you own or rent your home in the town of Copake?			
		Response Percent	Response Count
Own		94.4%	643
Rent		1.9%	13
Don't live here		3.7%	25
		<i>answered question</i>	681
		<i>skipped question</i>	14

8. How many years have you owned property in Copake?			
		Response Percent	Response Count
5 or less		17.5%	119
6-10		19.5%	133
10-20		19.7%	134
20 Plus		41.1%	280
Don't own property here		2.2%	15
		answered question	681
		skipped question	14




9. How do you use your property in Copake? (Check all that apply.)			
		Response Percent	Response Count
Principal residence		54.2%	365
Vacation home		32.3%	218
Weekend home		33.4%	225
Business		4.3%	29
Investment property		6.4%	43
Don't own property here		1.0%	7
		answered question	674
		skipped question	21

10. How many years have you lived here?			
		Response Percent	Response Count
0-2		6.7%	45
3-5		11.1%	75
6-10		16.1%	109
10-20		16.7%	113
20 Plus		37.5%	253
Don't live here		11.9%	80
		<i>answered question</i>	675
		<i>skipped question</i>	20

11. What is your annual household income range?			
		Response Percent	Response Count
Less than \$25,000		6.5%	39
\$25,000 - \$50,000		16.8%	101
\$50,000 - \$75,000		15.0%	90
\$75,000 - \$100,000		18.7%	112
More than \$100,000		43.0%	258
		<i>answered question</i>	600
		<i>skipped question</i>	95

12. what is your gender?			
		Response Percent	Response Count
Male		52.8%	353
Female		47.2%	315
answered question			668
skipped question			27

13. What is your family status?			
		Response Percent	Response Count
Single, no children		9.6%	66
Single, with children		2.9%	20
Single, children no longer at home		9.3%	64
Couple, no children		15.6%	107
Couple, with children		23.2%	159
Couple, children no longer at home		35.8%	245
Teenager		0.3%	2
Other		3.2%	22
answered question			685
skipped question			10

14. What three words or phrases best describe your vision for Copake in the next ten years?				
			Response Percent	Response Count
1.			100.0%	539
2.			90.4%	487
3.			79.8%	430
			<i>answered question</i>	539
			<i>skipped question</i>	156

15. What do you like best about living in Copake?				
			Response Count	
			600	
			<i>answered question</i>	600
			<i>skipped question</i>	95

16. What do you like least about living in Copake?				
			Response Count	
			565	
			<i>answered question</i>	565
			<i>skipped question</i>	130

17. What do you consider the single most important issue facing Copake in the next ten years?				
			Response Count	
			581	
			<i>answered question</i>	581
			<i>skipped question</i>	114

18. What are your interests? (for example fishing, biking, theater...)		
		Response Count
		617
<i>answered question</i>		617
<i>skipped question</i>		78

19. TOWN CENTER The Town should focus on the following town center and hamlet issues over the next decade: In "Downtown Copake" (Area around the clock)						
	Strongly Agree	Agree	Disagree	Strongly Disagree	No Opinion	Response Count
Encourage new businesses	60.1% (393)	32.1% (210)	2.6% (17)	2.0% (13)	3.2% (21)	654
Enforce town codes to improve building appearance	58.2% (386)	32.0% (212)	3.2% (21)	2.6% (17)	4.1% (27)	663
Encourage more retail shops	52.2% (337)	34.8% (225)	5.6% (36)	2.9% (19)	4.5% (29)	646
Add streetlights	17.3% (109)	26.8% (169)	24.9% (157)	12.7% (80)	18.4% (116)	631
Develop sidewalks	23.2% (146)	33.1% (208)	19.3% (121)	7.8% (49)	16.6% (104)	628
Enforce town codes to improve appearance of the business district south of Copake (Rte 7A)	46.0% (291)	34.2% (216)	5.7% (36)	4.0% (25)	10.1% (64)	632
<i>answered question</i>						670
<i>skipped question</i>						25

20. HAMLETS (The "hamlets" are Craryville, West Copake, Copake Falls and Copake Lake.) The Town should focus on the following issues over the next decade: In the Hamlets

	Strongly Agree	Agree	Disagree	Strongly Disagree	No Opinion	Response Count
Develop sidewalks	8.7% (54)	17.0% (106)	31.5% (196)	20.9% (130)	22.0% (137)	623
Add streetlights	8.2% (51)	17.6% (109)	30.3% (188)	22.4% (139)	21.5% (133)	620
Implement local design standards	16.4% (99)	33.3% (201)	21.9% (132)	10.8% (65)	17.7% (107)	604
Improve hamlets by beautification	31.4% (194)	49.5% (306)	4.9% (30)	4.2% (26)	10.0% (62)	618
Seek grant funds for housing rehabilitation	26.3% (162)	39.5% (244)	11.8% (73)	7.0% (43)	15.4% (95)	617
Seek grant funds for historic preservation of buildings	40.4% (249)	40.6% (250)	5.0% (31)	2.8% (17)	11.2% (69)	616
Other:						67
<i>answered question</i>						650
<i>skipped question</i>						45

21. ECONOMIC DEVELOPMENT The Town should focus on the following economic development actions over the next decade:

	Strongly Agree	Agree	Disagree	Strongly Disagree	No Opinion	Response Count
Expand local jobs	44.1% (275)	44.6% (278)	3.2% (20)	1.4% (9)	6.6% (41)	623
Recruit new businesses	49.0% (313)	38.5% (246)	6.4% (41)	1.6% (10)	4.5% (29)	639
Retain existing businesses	54.4% (351)	39.2% (253)	2.5% (16)	0.6% (4)	3.3% (21)	645
Encourage light industry (for example, light electronics manufacturing)	28.4% (179)	32.2% (203)	18.5% (117)	10.3% (65)	10.6% (67)	631
Create an industrial park	10.6% (67)	14.2% (90)	31.0% (196)	35.0% (221)	9.2% (58)	632
Provide more convenience stores	14.3% (90)	23.5% (148)	33.3% (210)	21.3% (134)	7.6% (48)	630
Provide job training	14.4% (90)	43.3% (271)	17.7% (111)	5.9% (37)	18.7% (117)	626
Invest to make sites ready for new business	14.6% (92)	39.1% (246)	20.5% (129)	10.7% (67)	15.1% (95)	629
Support a "buy local" campaign	32.0% (205)	47.0% (301)	9.2% (59)	3.4% (22)	8.3% (53)	640
Provide tax incentives for local business	32.7% (209)	42.0% (269)	11.3% (72)	4.5% (29)	9.5% (61)	640
Encourage "green" environmentally friendly business	45.6% (264)	38.0% (220)	5.7% (33)	3.1% (18)	7.6% (44)	579
Other (Identify new businesses you would like the town to recruit):						197
answered question						663
skipped question						32

22. HISTORIC PRESERVATION The Town should focus on the following historic preservation actions over the next decade:

	Strongly Agree	Agree	Disagree	Strongly Disagree	No Opinion	Response Count	
Refine local historic district program	29.3% (188)	49.8% (320)	6.1% (39)	1.7% (11)	13.1% (84)	642	
Protect historic homes, places and buildings	39.5% (258)	48.2% (315)	5.1% (33)	1.4% (9)	5.8% (38)	653	
Provide tax breaks for rehabilitation of historic buildings	34.6% (220)	44.8% (285)	9.6% (61)	2.5% (16)	8.5% (54)	636	
Other (Include specific historic resources that should be protected):						97	
						<i>answered question</i>	658
						<i>skipped question</i>	37

23. TOWN GOVERNMENT The Town should focus on the following town government actions during the next decade:

	Strongly Agree	Agree	Disagree	Strongly Disagree	No Opinion	Response Count
Make more services available online (such as paying tax bills)	25.1% (162)	44.1% (285)	9.0% (58)	1.1% (7)	20.7% (134)	646
Explore shared services with other towns/municipalities	38.5% (250)	46.8% (304)	5.2% (34)	1.5% (10)	8.0% (52)	650
Encourage greater code enforcement	28.4% (182)	45.3% (290)	11.4% (73)	2.7% (17)	12.2% (78)	640
Televisе town meetings	14.2% (92)	32.4% (209)	23.2% (150)	5.3% (34)	24.9% (161)	646
Improve efficiency of town government	43.4% (277)	44.4% (283)	0.9% (6)	0.9% (6)	10.3% (66)	638
Hire a professional town administrator/manager	14.7% (93)	24.9% (157)	24.6% (155)	8.2% (52)	27.6% (174)	631
Maintain a local police department	19.7% (125)	36.2% (230)	17.0% (108)	10.2% (65)	16.9% (107)	635
					Other:	81
	<i>answered question</i>					664
	<i>skipped question</i>					31

24. HOUSING The Town should focus on the following housing actions during the next decade:

	Strongly Agree	Agree	Disagree	Strongly Disagree	No Opinion	Response Count
Address the issue that young people cannot afford to buy homes	30.2% (192)	37.4% (238)	17.3% (110)	5.3% (34)	9.7% (62)	636
Encourage housing that can be afforded by young people	27.0% (171)	40.1% (254)	15.3% (97)	7.3% (46)	10.4% (66)	634
Encourage housing that can be afforded by working people	28.0% (176)	46.7% (293)	11.1% (70)	6.1% (38)	8.1% (51)	628
Encourage housing that can be afforded by senior citizens	30.8% (197)	42.9% (274)	11.9% (76)	5.9% (38)	8.5% (54)	639
Encourage apartments	11.0% (69)	21.3% (134)	36.0% (226)	21.2% (133)	10.5% (66)	628
Encourage townhouses/attached housing	9.4% (59)	24.1% (151)	32.6% (204)	21.4% (134)	12.5% (78)	626
Encourage multi-family dwellings	7.6% (47)	20.6% (128)	35.0% (217)	24.8% (154)	11.9% (74)	620
Encourage single-family homes	24.3% (151)	51.7% (321)	8.2% (51)	4.8% (30)	11.0% (68)	621
Encourage assisted living for seniors	26.5% (167)	40.7% (257)	14.4% (91)	7.8% (49)	10.6% (67)	631
Encourage more second home development	11.4% (71)	30.4% (189)	27.7% (172)	12.4% (77)	18.0% (112)	621
Encourage in-law apartments	11.9% (73)	31.5% (194)	20.5% (126)	10.7% (66)	25.4% (156)	615
Cluster homes in some areas to conserve open space	18.7% (116)	33.9% (210)	18.7% (116)	15.2% (94)	13.5% (84)	620
					Other:	85
	answered question					660
	skipped question					35

25. OPEN SPACE AND THE ENVIRONMENT The Town should focus on the following open space and environmental actions over the next decade:

	Strongly Agree	Agree	Disagree	Strongly Disagree	No Opinion	Response Count
Protect scenic views	74.8% (494)	18.6% (123)	3.3% (22)	2.1% (14)	1.1% (7)	660
Protect ridgelines	69.4% (446)	17.3% (111)	5.6% (36)	2.3% (15)	5.4% (35)	643
Protect ground water quality	81.7% (542)	16.7% (111)	0.0% (0)	0.6% (4)	0.9% (6)	663
Protect water supplies and aquifers	80.2% (531)	17.5% (116)	0.3% (2)	0.6% (4)	1.4% (9)	662
Protect stream corridors	75.4% (494)	21.4% (140)	1.1% (7)	0.6% (4)	1.5% (10)	655
Protect forested areas	71.0% (468)	22.6% (149)	3.0% (20)	0.8% (5)	2.6% (17)	659
Protect wetlands	69.3% (455)	24.2% (159)	3.3% (22)	0.9% (6)	2.3% (15)	657
Protect wildlife habitats	71.4% (470)	22.5% (148)	2.6% (17)	0.8% (5)	2.7% (18)	658
Purchase open space	49.0% (317)	23.3% (151)	14.5% (94)	5.6% (36)	7.6% (49)	647
Protect rural character	71.3% (469)	23.4% (154)	1.7% (11)	1.1% (7)	2.6% (17)	658
Provide incentives for private land conservation	57.1% (366)	28.5% (183)	5.3% (34)	3.0% (19)	6.1% (39)	641
					Other:	57
	answered question					669
	skipped question					26

26. AGRICULTURE The Town should focus on the following agriculture actions during the next decade:

	Strongly Agree	Agree	Disagree	Strongly Disagree	No Opinion	Response Count
Preserve the agricultural character of the town	60.9% (400)	32.9% (216)	1.8% (12)	0.6% (4)	3.8% (25)	657
Improve farmer representation on local boards	38.0% (246)	42.8% (277)	3.9% (25)	1.4% (9)	13.9% (90)	647
Encourage use of farm incentive and tax exemptions	40.7% (266)	37.7% (246)	8.3% (54)	1.7% (11)	11.6% (76)	653
Adopt new incentives to support agriculture	39.7% (257)	41.2% (267)	6.8% (44)	2.0% (13)	10.3% (67)	648
Purchase development rights from farmers	21.0% (133)	25.2% (160)	21.3% (135)	8.4% (53)	24.1% (153)	634
Encourage leasing of farmland for recreation	21.8% (139)	36.7% (234)	16.5% (105)	4.6% (29)	20.4% (130)	637
Encourage community-supported agriculture	39.9% (256)	42.4% (272)	4.0% (26)	1.9% (12)	11.8% (76)	642
Work to market local farm products	54.6% (356)	38.5% (251)	2.0% (13)	0.6% (4)	4.3% (28)	652
Encourage niche or specialty farming	43.8% (282)	38.7% (249)	5.1% (33)	0.8% (5)	11.6% (75)	644
Encourage agricultural education	40.5% (262)	47.9% (310)	2.3% (15)	0.8% (5)	8.5% (55)	647
Support growth of 4-H clubs	40.1% (256)	41.2% (263)	3.4% (22)	0.8% (5)	14.4% (92)	638
Other:						60
answered question						664
skipped question						31

27. ARTS AND CULTURE The Town should focus on the following arts and cultural actions over the next decade:

	Strongly Agree	Agree	Disagree	Strongly Disagree	No Opinion	Response Count
Develop new cultural events	35.2% (229)	39.8% (259)	8.6% (56)	2.2% (14)	14.3% (93)	651
Increase marketing of existing cultural events	34.1% (220)	43.2% (279)	7.4% (48)	1.9% (12)	13.5% (87)	646
Encourage growth of arts-oriented businesses	34.2% (222)	39.4% (256)	8.5% (55)	2.2% (14)	15.7% (102)	649
Improve cultural resources such as historical sites	37.3% (243)	46.3% (302)	4.4% (29)	1.2% (8)	10.7% (70)	652
Encourage performance arts (music, theater, dance)	37.1% (238)	42.0% (269)	5.8% (37)	2.2% (14)	12.9% (83)	641
					Other:	53
	<i>answered question</i>					659
	<i>skipped question</i>					36

28. INFRASTRUCTURE The Town should focus on the following infrastructure actions over the next decade:

	Strongly Agree	Agree	Disagree	Strongly Disagree	No Opinion	Response Count
Improve cellular telephone service	62.6% (406)	24.0% (156)	5.4% (35)	0.9% (6)	7.1% (46)	649
Improve high-speed internet service	60.0% (386)	27.8% (179)	4.0% (26)	0.5% (3)	7.6% (49)	643
Improve cable/satellite television service	50.6% (326)	29.7% (191)	6.2% (40)	1.1% (7)	12.4% (80)	644
Promote alternate energy: solar	58.5% (380)	30.6% (199)	2.8% (18)	1.4% (9)	6.8% (44)	650
Promote alternate energy: wind	54.1% (349)	28.8% (186)	6.5% (42)	1.9% (12)	8.7% (56)	645
Develop interconnected bike and walking lanes	50.2% (326)	31.0% (201)	7.2% (47)	2.2% (14)	9.4% (61)	649
Develop a flood prevention plan	33.7% (216)	39.5% (253)	7.3% (47)	1.2% (8)	18.3% (117)	641
Develop a sewer system	18.5% (119)	22.7% (146)	25.3% (163)	10.0% (64)	23.5% (151)	643
Develop a water system	20.9% (133)	25.3% (161)	22.0% (140)	8.5% (54)	23.3% (148)	636
Improve the condition of bridges	31.2% (199)	46.8% (298)	5.8% (37)	1.3% (8)	14.9% (95)	637
Improve the condition of roads	30.2% (193)	47.8% (306)	7.2% (46)	1.6% (10)	13.3% (85)	640
Improve facilities for bicyclists	34.2% (215)	39.0% (245)	8.6% (54)	3.3% (21)	14.9% (94)	629
					Other:	62
	answered question					662
	skipped question					33

29. COMMUNITY FACILITIES AND RECREATION The Town should focus on the following community facilities and recreation actions over the next decade:

	Strongly Agree	Agree	Disagree	Strongly Disagree	No Opinion	Response Count
Improve town park	23.7% (152)	49.9% (320)	11.9% (76)	1.7% (11)	12.8% (82)	641
Extend the rail trail	41.1% (267)	39.1% (254)	8.0% (52)	2.3% (15)	9.4% (61)	649
Share recreation resources with the school district	33.5% (216)	50.2% (324)	4.7% (30)	1.6% (10)	10.1% (65)	645
Create more community gathering places	19.7% (126)	38.1% (243)	18.3% (117)	3.0% (19)	20.8% (133)	638
Promote new medical services within Copake	34.8% (227)	43.9% (286)	7.8% (51)	1.8% (12)	11.7% (76)	652
Support local fire and emergency services	49.2% (320)	43.3% (282)	2.0% (13)	1.1% (7)	4.5% (29)	651
Encourage nursing homes/acute care for seniors	22.0% (140)	37.3% (237)	16.8% (107)	5.7% (36)	18.2% (116)	636
Encourage public transportation	24.7% (158)	32.7% (209)	18.0% (115)	6.7% (43)	18.0% (115)	640
Encourage reuse of the Roeliff Jansen School on Route 22	57.6% (377)	31.2% (204)	3.2% (21)	1.5% (10)	6.4% (42)	654
Encourage building of a community health center	27.2% (174)	38.4% (246)	13.4% (86)	4.1% (26)	16.9% (108)	640
Encourage development of a recreation center for young people	25.4% (162)	44.1% (282)	10.6% (68)	3.0% (19)	16.9% (108)	639
Encourage more activities for young people	29.5% (189)	49.7% (318)	4.8% (31)	1.6% (10)	14.4% (92)	640
Encourage local colleges to offer extension classes	34.1% (212)	46.4% (288)	3.7% (23)	1.4% (9)	14.3% (89)	621
Other (List specific recreational facilities and community organizations you would like to see improved and supported):						119
	<i>answered question</i>					669
	<i>skipped question</i>					26

30. Do you have any concerns or topics not covered by this survey?		
		Response Count
		251
	<i>answered question</i>	251
	<i>skipped question</i>	444

31. Please add me to the e-mail list to receive meeting announcements and survey results. My e-mail address is:		
		Response Count
		202
	<i>answered question</i>	202
	<i>skipped question</i>	493